




VOX

The Newsletter of the Twin Cities Voyageur English Springer Spaniel Assn.



From TCVESSA's President by Francie Nelson

With our banquet a recent and happy memory I think some congratulations and thanks are in order.

Congratulations to the 22 VESSA members who earned 61 AKC titles last year. The annual award winners will be found in this issue while the title achievers will be posted on our web site. Despite a rough economy and occasional foul weather issues our members really outdid themselves throughout 2010. Truly we have wonderful people and wonderful dogs.

The banquet itself was really fun – we enjoyed each other's company, laughed hard, celebrated new members, heard about volunteer opportunities, had a great dinner, celebrated some more. The new annual award mementos were well received, and Liz Pike's certificates of achievement added the "wow" factor. We honored Julie Roberts for her outstanding service as our president for the past three years. She and I have switched jobs . . . so the board is not losing her wisdom and expertise, thankfully!

Carmen Laing is the best banquet chairperson on the planet. End of story.

Now we turn our attention to another season of shows and competitions. Our May specialties are coming up and your help would be most welcome. If you can help with any aspect of producing and managing these complex events, please contact Liz Pike and volunteer.

Spring into spring with your Springers . . .

Francie

(and "Felon," TCVESSA's Chairman of Mischief and Mayhem)

PS As I write this, we're anticipating an April snowstorm (bad) and TCVESSA's May specialties (good). There is so much work involved in putting on a successful specialty show and all hands are needed on deck — please contact Liz Pike at liz.westring@genmills.com, or me — fanfarespringers@comcast.net, right away if you can help with set up, stewarding, or clean up. Don't worry if you haven't helped before -- we need you, and we'll help you learn the ropes!! To all who are already involved . . . gold stars and huge thanks!!

Board Meeting Minutes—March 23, 2011

Officers present: Francie Nelson, President; Julie Roberts, Vice President; Kathy Raidt, Secretary (absent, B.A. Breese, Treasurer)

Directors present: Liz Pike, Carmen Laing, Jon Pidde, Maryevelyn Monty (absent, Jean Dockendorf)

Members Present: Kathy Patregnani

The meeting was called to order by Francie Nelson, President, at 6:48 PM.

Secretary's report: The notes, from the March 1, 2011 meeting, were read. A motion to accept them as amended was made, seconded and approved.

Treasurer's report: Francie reported \$11,070.82. We will discuss the financials of the club in another meeting.

Old Business

Specialty: The Premium was posted on the TCVESSA site today. They will start mailing them this week. The caterer is putting together a proposal. Kathy Patregnani will check the number of outlets tomorrow in the new room. We need 25-30 dryers so Liz will discuss the requirements with the electrician/caterer.

The Prize Drawing: Options were discussed and a \$500 Visa card will be the prize. Carmen will be the Prize Drawing Chairperson. A rescue prize drawing was proposed and changed to selling products. Kathy Patregnani proposed selling candles where half will be offered to rescue and the other half will be donated to the Trophy Fund. Jon Pidde discussed the artist's prints that are available for the prize drawing.

Volunteers: Liz received volunteers to steward, set up, cleaning, etc., for the Specialty. Maryev will set up the photographer's space. A gift card will be purchased for the Sweeps judges.

Banquet: BA sent Francie a financial statement for the banquet. Carmen did a great job with the banquet.


VOX: Francie requested that any events and dates be forwarded to Kandice Bierle, the editor of the VOX.

New Business: Jon Pidde proposed changes to annual performance awards for Obedience, Rally and Agility. There will not be any action until a full discussion can be conducted in a board meeting after the Specialty. Jon Pidde discussed options to use the Springer prints that were donated to our club.

The next meeting is Sunday, April 17, 2011, at 2:00 PM at the home of Liz Pike. The meeting was adjourned at 8:09 PM.

Respectfully submitted,
Kathy Raidt
TCVESSA Secretary

NOTE: We conducted an e-mail vote according to our by-law procedure, and did indeed receive unanimous "yes" votes in support of the following motion. It was moved by BA Breese and seconded by Maryevelyn Monty that there be a rescue raffle, subject to any guidelines that might be discussed and provided by the TCVESSA board, at the TCVESSA May specialty shows.



TCVESSA Board

President

Francie Nelson
fanfarespringers@comcast.net

Vice President

Julie Roberts
eldamar@comcast.net

Secretary

Kathy Raidt
braidt@minn.net

Treasurer

B.A. Breese
cbiserv@lkdllink.net

TCVESSA Directors

Jean Dockendorf
jeans77@charter.net

Carmen Laing
Carmen913@msn.com

Liz Pike
Liz.Westring@genmills.com

Jon Pidde
j5of12_pidde@visi.com

Maryevelyn Monty
mmonty@att.net



**Ch. Chinoe’s Eminent Judge Award (Best of Breed,) and
Ch. Salilyn’s Prophet Award (Owner-Handled Springer of the Year)**

CH/GRAND CH Tagalong’s Boy Oh Boy “Liam”

Owner, breeder, handler: Sarah Kraft

“Liam” and Sarah were far ahead of the next closest contender for this award; highlights for this pair in 2010 included specialty bests at TCVESSA in May and sufficient group placements to earn their spot among the Top Ten Show Springers of 2010.

Ch. Winward’s Gadabout Award (Best of Opposite Springer of the Year)

CH/GRAND CH Dartek’s Eldamar Envision “Evy”

Co-Owners: Tekla Viker and Julie Roberts

“Evy” earned 116 Best of Breed/Best Opposite points to claim the trophy, including a specialty Best Opposite at one of our two specialty shows in May 2010. All wins were owner-handled by Tekla.

Redcrest’s Barron Award (Obedience Springer of the Year)

CH MACH Topgun’s Vin E Wood Makin’ A Splash OM3 XF “Splash”

Kathy Patregnani

Titles completed in 2010: MH, RA, RE, UDX, OM1, OM2

“Splash’s” qualifying scores for the Redcrest Barron Award are 198.5, 198.5, and 199 from Open B Class; average 198.66 with two of these three scores earning High in Trial.

Novice Springer of the Year

“Jasper”

Krista Trempe

Utility Springer of the Year

“Addie”

Sheila Koon

Utility Excellent Springer of the Year

“Benson”

Jon Pidde

TCVESSA “TOP” Award Winner for 2010 (most titles completed)

Topgun’s Vin E Wood Hott Summer Dayz “Sizzle”

Kathy Patregnani

Titles completed in 2010: CD, RN, RA, SH, NA, NAS, OA, OAJ, AXJ (nine titles)

Other notable multi-titlists: Jon Pidde and “Benson” with 7 titles; BA Breese and “Nikki” with 5 titles; Kathy Patregnani and “Splash” with 6 titles; Ann Sunderman and “Kenna” with 4 titles; and several club members with 2 and 3 titles.

Added to the Club’s Versatility Trophy Plaque for 2010

“Wrigley”

Tim and Julie Damgaard

Wrigley’s completion of his show championship in 2010 qualified him to be recognized among TCVESSA’s most versatile dogs, adding to his hunting titles, obedience titles, and agility titles.

Rally Springer of the Year

“Splash” CH MACH Topgun’s Vin E Wood Makin’ A Splash OM3 XF

Kathy Patregnani

Average to win the title: 99.33

Rally Novice Springer of the Year

“Sizzle”

Kathy Patregnani

Rally Advanced Springer of the Year

“Benson”

Jon Pidde

Rally Excellent Springer of the Year

“Splash”

Kathy Patregnani

Rally Advanced/Excellent Springer of the Year

“Belle”

Kay Glaeser





Agility Springer of the Year

“Kelly” CH MACH 4 Topgun’s Singin’ in the Rain CDX XF SH WDX

Patty Salzwedel

Earned 652 points to claim the 2010 title.

Novice Agility Springer of the Year

“Sizzle”

Kathy Patregnani

Open Agility Springer of the Year

“Sizzle”

Kathy Patregnani

Excellent A Agility Springer of the Year

“Kenna”

Ann Sunderman

Excellent B Agility Springer of the Year

“Splash”

Kathy Patregnani

TCVESSA Ambassador Award

(in recognition of more than 50 hours of community volunteer service)

Mary Dahl

TCVESSA Junior Showmanship Recognition

Melissa Thorsen

Congratulations, Everybody!

Part I: The Origin of Spaniels, and Spaniel Breed Standards

by Francie Nelson

Breed standards find their roots in livestock evaluation, most particularly bloodstock horses. At the time that spaniels were being selectively developed into the breeds that we know and recognize today, a few basic criteria determined who was who. Interestingly, those criteria still comprise the cornerstones of English Springer Spaniel breed type.

How did our breed, and our breed standard, come about, once dogs of spaniel type arrived in the British Isles?

Function

From the late 18th century to the mid-19th century there were, essentially, three sorts of spaniels. There was the “land” spaniel, the “water” spaniel, and the “carpet spaniel.” Land spaniels pursued game over land. Water spaniels retrieved game from water. Carpet spaniels were small foot-warmers that were tiny companions to peers and royalty, though they retained some hunting instincts and abilities. Land spaniels were bi-or-tri-colored (though there are references to solid colors as well as solids with tan, cited as evidence of terrier crosses); water spaniels were either solid or bi-colored. 19th century selection moved them toward the solid colors we know today.



Land Spaniels



Water Spaniels in the late 1800's, Northern Europe

Geography

Travel – whether over land or over water – was difficult and time consuming. Therefore, varieties within breeds developed regionally. The land spaniel on *your* English estate could look quite different from the land spaniel on *my* English estate. For example, spaniels developed on the estate of the Duke of Norfolk were known as “Norfolk Spaniels.” Spaniels from Sussex were known as “Sussex Spaniels.” Spaniels from the estate of the Earl of Clumber were known as Clumber Spaniels. “Springer” and “Cocker” were terms that described the hunting functions of each. “Field spaniel” was a generic term that described them all.



*The land, or “field,” spaniels, 1911.
Hand-tinted Arthur Wardle lithograph
from the author’s collection.*

General Appearance: Size and Weight

A land spaniel descended from the dogs on the estate of the Duke of Norfolk could be either a springing spaniel or a cocking spaniel. Size or weight determined who would be who, but because they came from the same litters, they were evaluated by the same “standards” and those standards were simply the traditions of hunting style and general appearance.

Coat Texture and Color

Anyone could manufacture a new variety of spaniel, simply by using existing knowledge about function and phenotype. So that Welsh landowner who bred red and white “starters” (spaniel breeds who “started” hare for pursuit by hounds) to other red and white “starters” was perhaps responsible for refining the Welsh Springer Spaniel into a distinctive breed type. And somebody in Ireland appreciated the solid, water repellent coats of the spaniels of northern Europe, and the size of the pointing breeds, so the Irish Water Spaniel took shape.



*Welsh Springers are still called
“starters” in their country of origin.
Photo courtesy of Michael Trafford.*



*Water Spaniel,
from the author’s collection.*

This is why we have many spaniel varieties. Throughout the 19th century, there were far more spaniel varieties than we know today. Some of them – like the French Spaniel – still survive in Europe today. And new varieties are still appearing, like the Russian Spaniel, a cross between (English) Cocker and (English) Springer.



*French Spaniel,
from the author's collection*

The first known standard for English Springer Spaniels was crafted in the country of the breed's origin, England, and some of its elements surely must be original. Phrases such as “highest on leg and raciest of all British land spaniels,” and “movement strictly his own,” are very old, created to distinguish the English Springer from numerous land spaniels in the late 19th century. We'll talk about some of these old phrases and what they mean in future articles.

As the land spaniels entered the 20th century, the elements of *type* – another horse breeder term that refers to those characteristics that *distinguish and define* a single breed – included **function, geographic reference, general appearance (size and weight), coat texture, and coat color.** Most breed scholars believe that the breed known as the English Springer Spaniel is derived from the Norfolk, an athletic and enthusiastic land spaniel of medium size with a straight or slightly wavy coat that was liver and white or black and white, or either of these colors with tan points perhaps derived from terrier crosses. The written descriptions of the breed at that time, broadened later to include type elements yet to be set through selective breeding, comprised our first “breed standard.”



*Springers and Cockers from the same litter
until written standards distinguished them in
the early 20th century.*



Copyright 2006. May not be reproduced in any print or electronic medium without written permission.

The Fanfare logo is a registered service mark of Fanfare Springers.



Krista and Edie

Advanced Tracking by Krista Trempe

In my last column, "Tracking 101," I gave a primer on how to introduce your English springer spaniel to tracking. In this story, I'll cover the requirements for the AKC Tracking Dog Excellent (TDX) test and I'll discuss how tracking tests are run. In the next issue, I'll talk about variable surface tracking.

Once your springer has a solid beginning tracking foundation, you can move on to more advanced training. If your long-term goal is to earn a TDX title, your training should include preparing for the different things you and your dog will experience on a TDX-passing track.

Simply stated, the AKC says, "The TDX title is earned by following an 'older' track (aged three to five hours) that is also longer (800 to 1,000 yards) and has five to seven directional changes with the additional challenge of human cross tracks." The TDX test also includes obstacles and changes of cover and the start is marked with a single flag, so the dog has to determine the direction of the track. In addition, the dog must find and indicate four articles, one at the start and three more on the track. Let's break this down and discuss each of these parts separately.

Aging

As you begin to age tracks, the scent composition changes. Scent is a mixture of human scent (the tracklayer), track scent (crushed vegetation, soil, etc.) and shoe scent. It has been proven that human scent is the strongest scent on fresh tracks. However, it dissipates rather quickly - about 45 minutes to an hour in normal weather conditions. After that time, the strongest scent is that of crushed vegetation and soil.

So as you begin to age your tracks, the dog must learn to switch the focus from human scent to crushed vegetation and soil. Usually tracks aged between 45 minutes to 1½ hours can be difficult for the dog. This is often called the tracking "hump." To train your dog through the hump difficulties, you may have to put more treats on the track again, or even point at the ground and encourage your dog step by step.

As the age of the track increases, scent spreads away from the source, which can present a training challenge. Usually, dogs will track farther away from the track as the track age increases. If this happens, you'll want to use restrictive line handling and extra treats to keep your dog closer to the track.



Distance

As you train for the TDX test, you'll need to add distance to your tracks. I don't work on training distance a lot because I think that laying numerous short tracks is more motivational. When I do lay a long-distance track for my dog, I make it easy - without any obstacles or cross tracks. I want my dog to always be as highly motivated as possible. If a dog is motivated to track, he will go the distance for you in a test; it shouldn't be a problem.

(Advanced Tracking, continued)

Human Cross Tracks

Cross tracks are the tracks that animals or humans leave when they have walked across the primary track. In a TDX test, cross tracks are laid approximately 1½ hours after the original track is laid. Two people walk perpendicular to the track on two different legs of the track. Many dogs, especially if they are tired, will follow cross tracks in a test because the scent is fresher and more enticing.

To train cross tracks, I place an article loaded with treats about 10 steps after each cross track. This pulls the dog forward and past the cross track and ensures that the dog is quickly rewarded for ignoring the cross track. As my dog progresses, I use fewer treats and space the article farther out from the cross track. I recruit cross tracklayers of different weights because the weight of the tracklayer can have different scenting effects on the track. A heavier person's track can be more appealing than a lighter person's track. I also lay the cross tracks at different times. I don't always do them at 1½ hours. Sometimes it's 15 minutes; sometimes it's 45 minutes. You have to be creative when training cross tracks. It will help in the long run.

Obstacles

Hills, ravines, creeks, changes of cover, woods and roads are all examples of obstacles that may be encountered on a TDX test. One of my favorite obstacles is the "obstacle denied." I encountered this on my fifth (and passing) TDX test. My springer Edie and I were crossing an open field when we came to a wooded fence line. Of course, I thought



the track was going to continue into the woods, but Edie indicated the track went left. I crossed my fingers, said a prayer, went with her and she ended up passing the TDX test that day. You never know what kind of obstacles you and your dog will encounter on test day so it's best to prepare for everything.

Training for a TDX test takes a lot of time, hard work and energy, but when you pass the test, the feeling of great accomplishment takes over. I hope I have inspired you all to try tracking with your springers.

(Sources:

AKC A Beginner's Guide to Tracking

Karen Bloom, Dog's Best Friend)

(Advanced Tracking, continued)

How a Tracking Test Works

For the host club and the two judges, a tracking test is a two-day commitment, regardless of weather. Tracking tests are usually held on Sunday, but the judges and tracklayers spend most of Saturday plotting the tracks for each dog. The judges draw detailed maps of each track, indicating landmarks that will allow them to locate the track on test day. Each track is plotted with flags marking the start, turns, cross tracks and article drops. With the exception of the start flag, all flags are removed when the tracklayers walk the track on the morning of the test.



On test day, the exhibitors gather for the “draw,” which determines the order dogs are to exhibit. After the tracks have aged the required time, the first exhibitor puts the harness on the dog, attaches a 20- to 40-foot lead and begins their track. The dog is not allowed off lead at any time! The dog must closely follow the path the tracklayer has walked and find the article(s) dropped along the track.

The judges follow the dog and handler to determine if the dog is on or off the track. Judges are solely in charge of the tracking field and their decisions are final in all matters affecting the evaluation and the working of the dogs and their owners. If the dog is off the track and the judges determine the dog cannot return, one judge will blow the whistle, signaling the dog has failed.

There is no time limit to completing the track as long as the dog is working. If the dog follows the track, and finds the article(s) placed on the track, he earns the tracking title for the level at which he is exhibiting. If the dog fails the test, the tracklayer helps the owner and the dog complete the track.

— Adapted from the AKC *A Beginner's Guide to Tracking*

(Turn the page for an example of a TDX trial map!)

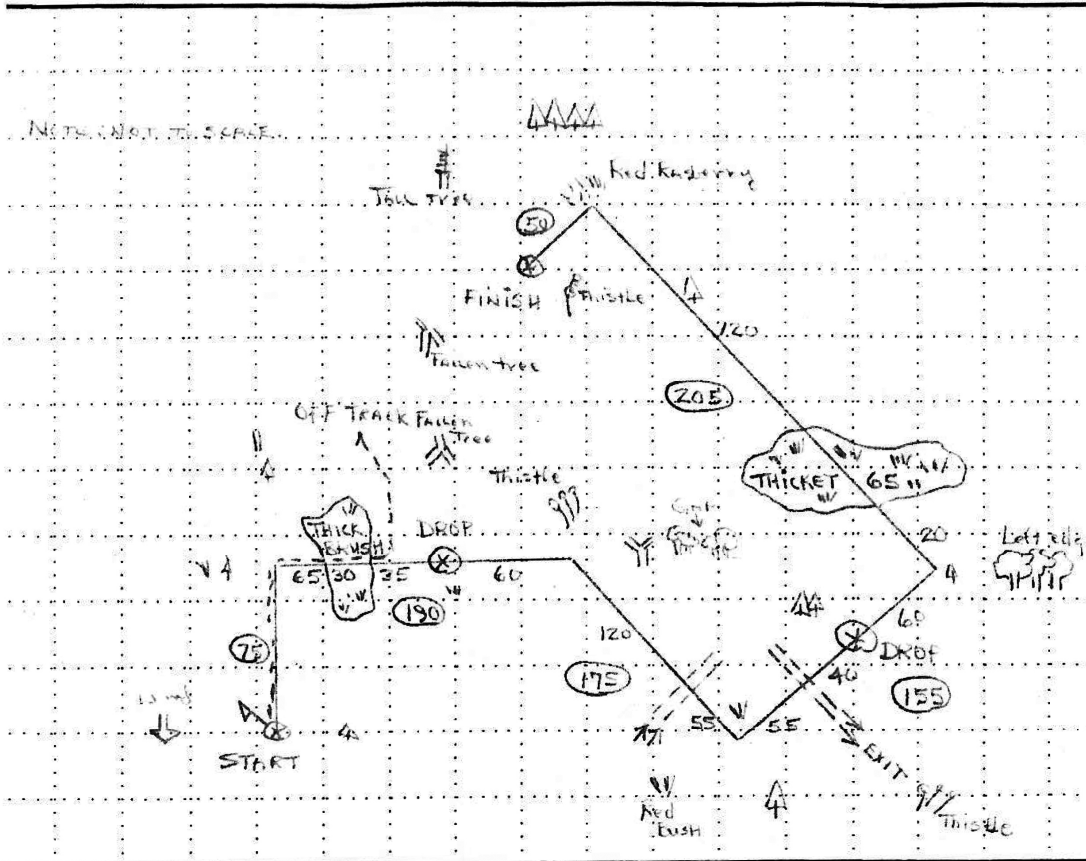
Editor's Note: Krista Trempe owns two English Springer Spaniels and has earned two TD and VST titles and one TDX title. She also competes in obedience and agility. When she's not training her dogs, she's an art director for two leading agribusiness publications. She resides in Minneapolis, MN.

(Advanced Tracking, continued)

Below is a typical TDX test map. As you can see, test maps are very detailed and contain a lot of information, including weather conditions, types of articles and obstacles. The judges map each track by using landmarks. On this track the two obstacles are the thick brush and the thicket. The cross tracks are on the third and fourth leg, indicated by the double-dashed lines.



Dog's Catalog # 205 Track # TDX-2 Total Yards 850 Date 5-21-04
Breed Border Collie AKC # 41432123456789 N
Chart the track in a solid line on the graph below; chart the dog's course in a broken line.



Passed or Failed Failed Time Tracklayer Started 7:30 am Cross-tracks Started 9:00 am
Dog's Starting Time 10:50 am Dog's Finishing Time --- EVENT # 2006450201
Conditions: Ground dry/firm Weather sunny/cool Wind E-10 mph
Articles: 1. SCALE 2. SOCK 3. HEAD BAND 4. GLOVE
Obstacles: 1. THICK BRUSH 2. THICKET
If dog is absent, mark "absent" on this page.

Having read the instructions on the cover of this book, I hereby certify that I

Additional copies may be ordered from Croix Valley Tracking Club, P.O. Box 18, Lake Elmo, MN



Rainbow Bridge

by Jon Pidde



Jake McGee
WDX SH UDX3
NA NAJ RA

“He was a good dog.”



Member Wins and Brags

Eldamar's Catch the Spirit "Morgan"

Owned by Julie Roberts
1/22/2011—Chattahoochee Specialty
BOW

1/23/2011—Chattahoochee Specialty
RWB

Fox Hollow All I Wanna Do

RN MX MXJ OF "Kenna"
Breeder, owner, handler Ann Sunderman
3/4/2011—TCOTC Agility Trial
10th leg MX and 4th place!
Master Agility Excellent Earned!

Cymbeline's What a Gem CD VST NAJ

Owner/handler Krista Trempe
3/5/2011—TCOTC Agility Trial
Nov Std; 3rd leg, 2nd place
NA & VCD1 Titles Earned!

3/6/2011—TCOTC Agility Trial
Open Jumpers; 1st leg, 2nd place

Fox Hollow Springridge Redroc RE CDX NA "Lane"

Owned, trained, & loved by Brian Schaffer
4/1/2011—Sioux Empire KC Agility Trial
1st leg, Nov Preferred Std, 2nd place
4/2/2011—Sioux Empire KC Agility Trial
1st leg, Nov Preferred Jumpers, 1st place

Cedarwood's Hope Diamond

Owned by Jean Dockendorf
1/9/2011—Land O' Lakes KC
WB/3-point major

CH Cedarwood's Laser Beam CDX RA

Owned by Jean Dockendorf
2/27/2011—Minneapolis KC
3rd place, Utility A, 1st leg
3/13/2011—Wright County KC
2nd place, Utility A, 2nd leg

Nozshoni's There's A Reesan "Reesan"

Owned/handled by Sheila Koon
3/27/2011—Cyclone County KC
Tracking Dog Title Earned!

Tagalong & Own's Sweet Magic "Maggie"

Owned by Rick/Sue Owens, & Sarah Kraft;
Handled by Melissa Thorson
9/19/2010—Rochester KC
RWB
11/21/2010—Shakopee, MN
BOW
1/8/2011—Land O' Lakes KC
BOW/3-point major
3/5/2011—Wisconsin KC
WB
3/6/2011—Wisconsin KC
WB

Can. CH Spellbound's First Edition "Booker"

Owner/handler Courtney Hansen
2/26/2011—Chicago Int'l KC
Best Amateur Owner Handler in Specialty
AOH Group 1, Best AOH in Show

NOTE:

Please be sure to
email me your wins/
brags by

June 24

for the next Vox!

kbierle@bethel.edu



News from Pet Expo by Kathy Raidt

Hello, Everyone,

I wanted to thank everyone for their support of this year's Pet Expo at the Minneapolis Convention Center. We had some beautiful dogs who attended and were admired by everyone. We were lucky enough to be given the space next to our booth which gave us more room than we have ever had. I would like to thank Dawn Marie Peterson and Rebecca Thompson for setting up the booth, displaying our T-shirts for sale—and the magnets, too. Thanks go to Carmen Laing and Ann Sunderman for cleaning up on Sunday evening.


We received \$62.00 in donations and made \$35.00 from the sale of magnets, which Dawn Marie ordered especially for the Pet Expo. We had a great team of volunteers whom I would like to thank for their time and willingness to talk about Springers to interested people. You did a great job!

(Special thanks to the Pet Expo Crew for the great photos!)



TCVESSA Thanks Julie Roberts by Francie Nelson

Julie Roberts was recognized at the annual banquet for her superb service as our president for the past three years, which is as long as a president can serve. Julie is understated about her contributions, modest by nature. However, it is entirely appropriate to offer a heartfelt thanks for everything that she has done. She has gracefully, steadily, built a cohesive board that gives 1000% on behalf of our club and the breed. During her tenure, our membership has grown larger and stronger -- which is an unusual phenomenon among small clubs like ours these days. We gave her our gold star of thanks at the banquet; but when you see her at our specialties or at an upcoming show, please take her by the arm and whisper your appreciation. She is a special leader. Thank you, my friend.



A Note from Melissa Thorson

The TCVESSA club has always supported me. I never dreamed of making it to Eukanuba or Westminster. To have the TCVESSA members donating money for my air fare, their encouragement and time, makes me feel privileged. I want to thank everyone for donating items and for all the support this year for my trips. With TCVESSA members being there to help me it makes my passion of showing dogs more fun and I know I can accomplish my dreams.

Thank you,
Melissa Thorson

Julie Wilson’s New Arrival

Julie Wilson does not announce a new litter, but she can announce the arrival of her Springer boy, “Phaser” - born January 1. Congratulations, Julie, and welcome to the TCVESSA family, Phaser!



Springer Litter Due in May

Karen M. Larson writes with upcoming puppy news! CH Felstar Saber of White Gold has been bred to Scottish-bred AKC/Int’l CH Berkenbar Bysanse CD RE NA NAJ. OFA good, OFA elbows, PRA DNA clear Cerf.

Additional Membership Renewals

Since the last edition of the Vox, four additional memberships have been processed: Kat Brannick, Carl Walin, Cyndi Myhre, and Alexis Rossow. Contact Kathy Raidt (braidt@minn.net), Kandy Bierle (kbierle@bethel.edu), or any board member should you need contact information for the above individuals.